



KIDS 4 BM

SKU: 01800K4BM

Bain-marie heated buffet for primary schools. Stainless steel structure with laminated wood paneling and adjustable feet with skirting board. It is equipped with a 26cm deep stainless steel well with rounded edges with a drain cock and heated by silicone adhesive elements. Well temperature regulated by digital thermostat. Each module can be configured with different types of lighting, sneezeguard, tray holders among with many other optionals. Capacity 4 GN 1/1. GN pans not included.



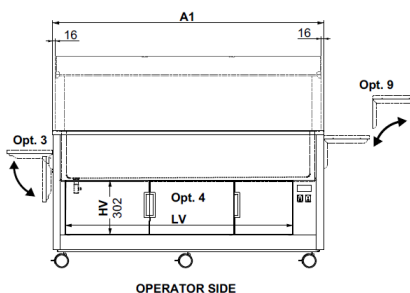
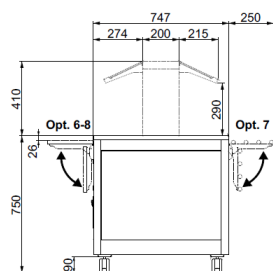
GN

3000W (3900W with opt. HALO)

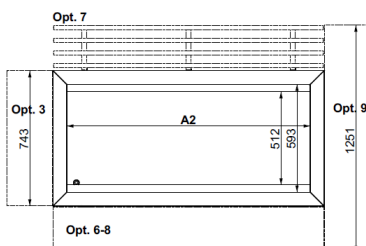
4 GN 1/1

Height adjustable feet

Easy to remove paneling



	A1	A2	Lv
2/1	846	692	608
3/1	1171	1017	933
4/1	1496	1342	1258
5/1	1821	1667	1583



Pannellatura/Paneling

STANDARD

SST

CST



LAMINATED WOOD

STAINLESS STEEL

POWDER COATED
STEEL

Optional/Options

OPT. 3 EN



Laminated wood folding dish-holder on short side

3-SST



Full metal st. steel dish-holder on short side

OPT. 3-TUB EN



Tube st. steel dish-holder on short side

6F



Front side folding dish-holder in laminated wood

6P



Back side folding dish-holder in laminated wood

7F



Front foldable tray slide in stainless steel tube

7P



Back foldable tray slide in stainless steel tube

8F-O4



Front foldable tray slide in stainless steel

8P-O4



Back foldable tray slide in stainless steel

OPT. 9-A EN



Removable long tray slide on short side in laminated wood

OPT. 9-TUBA EN



Removable long tray slide on short side in stainless steel tube

OPT. 9-SSTA EN



Removable long tray slide on short side in stainless steel

OPT. 9-C EN



Removable tray slide on short side in laminated wood, for wall leaning

OPT. 9C-TUBA EN



Removable tray slide on short side in stainless steel tube, for wall leaning

OPT. 9C-SSTA EN



Removable tray slide on short side in stainless steel, for wall leaning

4-O4C



Lower compartment with doors in laminated wood

4SST-O4C



Lower compartment with doors in stainless steel

4CST-O4C




Lower compartment with doors in powder coated

HOT-4



Lower compartment with fan-assisted heating, with doors in stainless steel

PHOT-4



Middle shelf for lower heated compartment in stainless steel

CAM



Water filling system with overflow pipe

SCAM



Drain water system for CAM

OPT. 5 EN



Removable display grid

R75



Polyamide 75mm. diam castors, 2 with brake

OPT. 10 EN



Reinforced 125mm. diam steel castors, 2 with brake

OPT. ADS EN



Customized adhesive sticker

OPT. UK EN



Surcharge for UK plug

OPT. 45CUT EN



45° cut for optional 6/7/8

Finiture/Finishes

LWS - WHITE SAND



WHITE SAND

LNE - GREY FOG



STANDARD - LAMINATED
WOOD

LOM - ELM



STANDARD - LAMINATED
WOOD

LNO - WALNUT



STANDARD - LAMINATED
WOOD

LWE - WENGE'



STANDARD - LAMINATED
WOOD

LAN - ANTHRACITE



STANDARD - LAMINATED
WOOD

LBV - VEINED WHITE




STANDARD - LAMINATED
WOOD

LVN - VEINED BLACK



STANDARD - LAMINATED
WOOD

LGR - GREY




STANDARD - LAMINATED
WOOD

LRS - ROSE



STANDARD - LAMINATED
WOOD

LZA - SAFFRON



STANDARD - LAMINATED
WOOD

LIM - LIME



STANDARD - LAMINATED
WOOD

LCA - CARIBE



STANDARD - LAMINATED
WOOD

LTR - TRAVERTINE



STANDARD - LAMINATED
WOOD